




High & Ultra High Pressure Technology

## HP500 Pump



Maximum Power

### 500HP

375kW



Maximum Pressure

### 1400bar at 129lpm

20,300psi at 34.2gpm



Maximum Flowrate

### 806lpm at 250bar

213.7gpm at 3,625psi

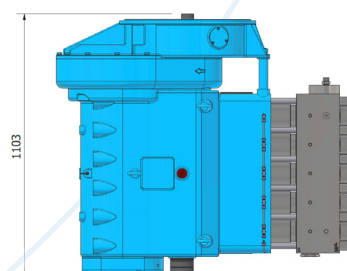
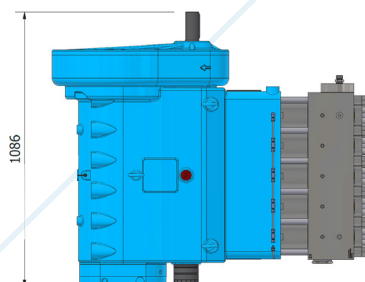
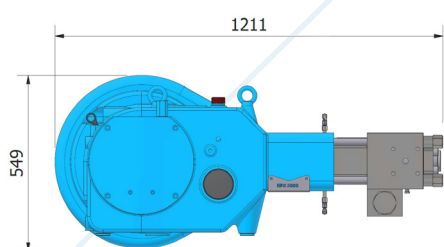


## Features

- 431 stainless steel pump head
- Solid tungsten carbide/ceramic plungers & self adjusting seals
- In-line valve arrangement for maximum efficiency & prevents the adverse effects of cyclic stress in the pumphead.
- Interchangeable plunger kits
- Hardened, alloy steel crankshaft with heavy duty roller & steel backed white metal-main bearings, supported between each connecting rod.
- SG iron crankcase with pressure lubrication, oil filtration & oil cooling.
- Forged connecting rods with low friction, shell type big end bearings and lead bronze lined small end bushes
- Gear driven, eliminating the need for belt drive
- Pressure gauge
- Safety valve or burst disc
- Outstanding seal, plunger & valve life.
- 5 cylinders provide very smooth output.

## Options

- Duplex stainless steel pump head for seawater applications (high volume only)
- Choice of gear ratio to suit diesel engine or electric motor drive
- SAE adaptor housing (SAE 1 or 3) for flange mounting the pump to a diesel engine flywheel housing ensuring extremely compact, perfectly aligned installations & enclosing all moving parts.
- Bareshaft pump only or complete unit build
- ATEX compliant



Approx. weight inc oil cooler  
1,290kgs (2,838lbs)

Approx. weight inc oil cooler optional SAE housing  
1,340kgs (2,948lbs)

# HP500 Pump

Plunger Diameter	Gear Ratio		Pump Speed	Power Required		Flow rate		Max Pressure	
	Input speed(rpm)			kW	HP	lpm	usgpm	bar	psi
30	5.13		292	269	360	103	27.4	1400	20,300
		5.13	351	322	432	124	32.9		
	4.11		365	335	449	129	34.2		
38	5.13		292	308	413	166	43.9	1000	14,500
		5.13	351	369	495	199	52.7		
	4.11		365	384	515	207	54.9		
45	5.13		292	302	405	233	61.6	700	10,150
		5.13	351	363	486	279	74.0		
	4.11		365	377	506	290	76.9		
50	5.13		292	298	400	287	76.1	560	8,120
		5.13	351	358	480	345	91.3		
	4.11		365	373	499	358	95.0		
60	5.13		292	299	401	413	109.6	390	5,655
		5.13	351	359	482	496	131.5		
	4.11		365	374	501	516	136.8		
70	5.13		292	303	406	563	149.1	290	4,205
		5.13	351	364	487	675	179.0		
	4.11		365	378	507	702	186.1		
75	5.13		292	300	402	646	171.2	250	3,625
		5.13	351	360	482	775	205.4		
	4.11		365	374	502	806	213.7		

Notes 1. Flowrates shown are theoretical and will reduce by approximately 7.5% at full pressure. 2. Pump stroke 100mm  
3. Consult Hughes Pumps for required feed conditions. Quintuplex pump (5 Cylinders)

**Hughes Pumps Limited**  
Highfield Works, Spring Gardens,  
West Sussex, RH20 3BS  
United Kingdom

**Telephone** +44 (0) 01903 892358  
**Email** sales@hughes-pumps.co.uk  
**Web** www.hughes-pumps.co.uk



Certification number 4257



Manufactured in  
the UK since 1970

In line with the company's policy of research and development, alterations in design, dimensions and appearance are incorporated from time to time in order to ensure important developments are included at the earliest opportunity. The Company, therefore, reserves the right to alter design, dimensions etc without notice.